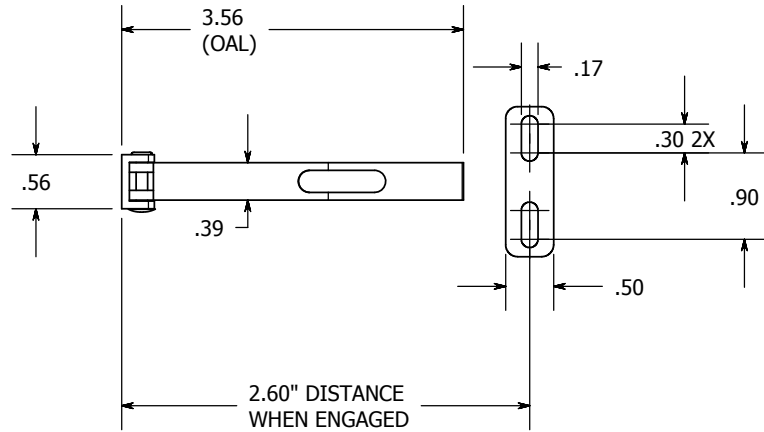


THE INFORMATION CONTAINED IN THIS DRAWING IS THE SOLE PROPERTY OF Saint Louis Designs, Inc. ANY REPRODUCTION IN PART OR WHOLE WITHOUT THE WRITTEN PERMISSION OF Saint Louis Designs, Inc. IS PROHIBITED.

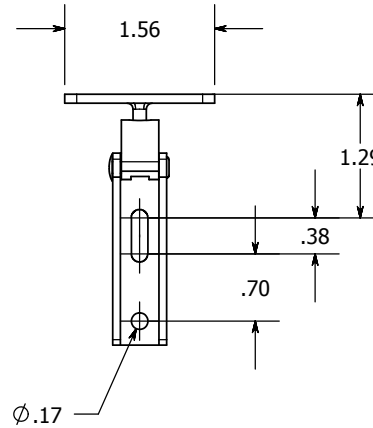
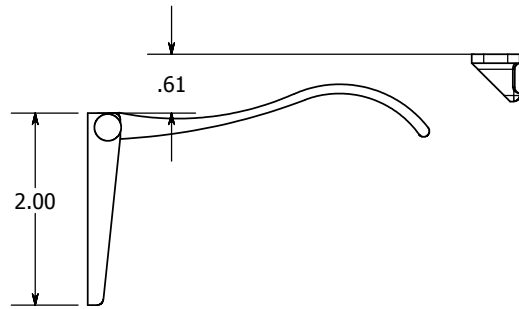
REVISIONS		DATE
IR	INITIAL RELEASE	5/7/2001
A	REDUCED SIZE OF PN: 1051, MOUNT	6/27/2002
B	REDUCED WEIGHT OF ENTIRE ASSEMBLY	1/15/2005



ATTACH TO DOOR OR DRAWER.

PUSH TO RELEASE

ATTACH TO FRAME  
PN: 1053



NOTES:  
VERTICAL OR HORIZONTAL INSTALLATION  
USE NAS602 OR EQUIV. SCREW TO ATTACH  
LEVER. USE NAS514-832 OR EQUIV. SCREW  
TO ATTACH STRIKE.

UNLESS OTHERWISE SPECIFIED  
DIMENSIONS ARE IN INCHES  
TOLERANCES ARE:

.XX = ±.010  
.XXX = ±.005  
ANGULAR = ±1°  
SURFACE = 32 RMA OR BETTER

CAD GENERATED DRAWING.  
DO NOT MANUALLY UPDATE.

APPROVAL	DATE
DRAWN MSTL	6/27/2002
CHECKED	

**Saint Louis Designs, Inc.**

P.O. BOX 3400, AUSTIN, TX 78764  
(512) 707-7127, st-louis@texas.net

MATERIAL  
Al 6061-T6  
QQ-A-200/8  
QQ-A-200/16 or ASTM-B-221  
QQ-A-250/11 or ASTM-B-209

FINISH  
BLACK ANODIZE  
MIL-A-8625F  
TYPE 2, CLASS 2

SECONDARY SPRING CATCH W/  
CROSS MOUNT STRIKE (PN:1053)  
400Lbs LIMIT  
16 Grams

SIZE	PART #
A	SC1050

DO NOT SCALE DRAWING

SCALE: CAD FILE:

SHEET 1 OF 1