


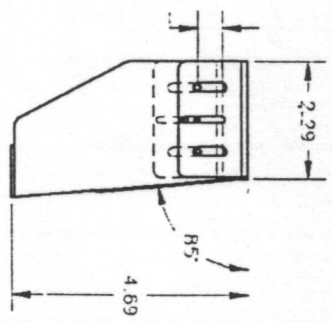
STOWED



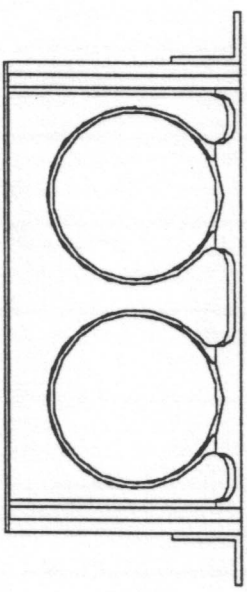
FASTENER ZONES
2X

ADJUSTMENT
.50

SIDE VIEW

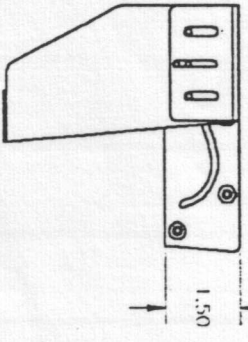


UPWARD VIEW

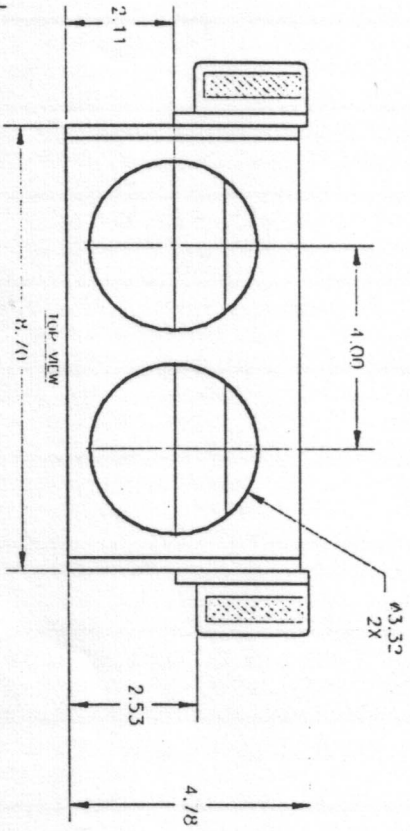


DEPLOYED

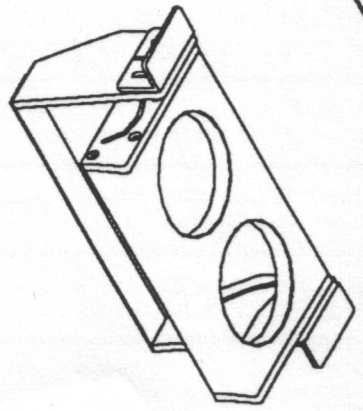
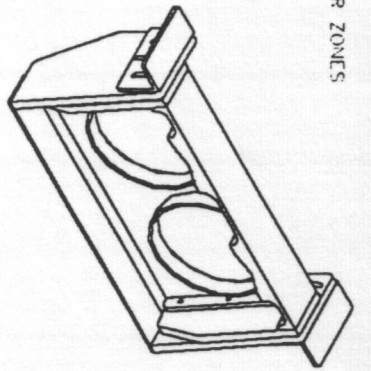

SIDE VIEW



TOP VIEW



UPWARD VIEW



Client Co. N/A	
Contact:	
Project:	7100
DWG Title:	TWO PLACE TILT CUP HOLDER
File Name:	7100-2
Part Number:	7100-2
Material:	SEE PART DETAILS
Specifications:	
Finish:	SEE PART DETAILS
Spec.:	
Size: C	Scale: FULL
Revision: IR	Date: 11/24/99
Status:	PROPRIETARY
Tolerances: All Machined Surfaces 3/16 Holes 3/64 Angles = ± 1°	

PO Box 3400 512-707-7127
Austin, TX 78764 st-louis@swbell.net

St. Louis Designs, Inc.